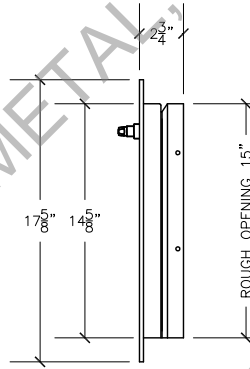
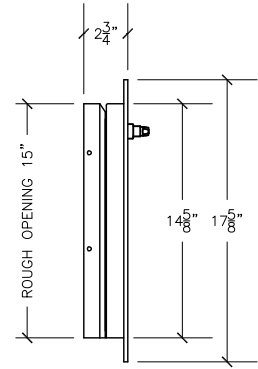


FRONT VIEW

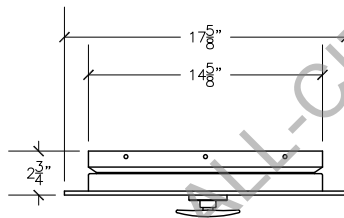
15"X15" BOTTOM HINGED  
ACCESS DOOR  
A/D U.L. APPROVED



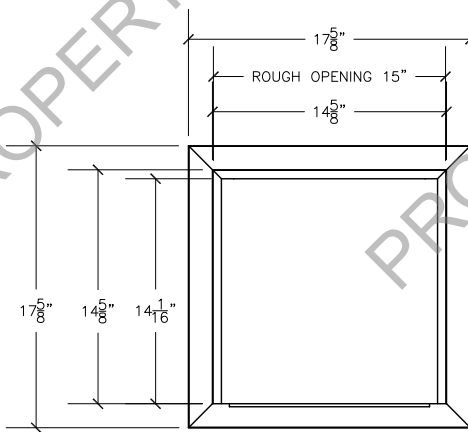
RIGHT VIEW



LEFT VIEW



TOP VIEW




REAR VIEW

Access door specifications:

Doors are fabricated with type 304 Stainless Steel, Stainless Steel hinges, with a latching device equipped with an ADA compliant "T" Type Lever Locking Handle. Class B labeled: I-1/2 hour fire rated with 30-minute temperature rise of 250 degrees Fahrenheit and a frame suitable for enclosing multiple type chase construction.

NOTE:

Rough opening required 15"x15"



53-16 35<sup>th</sup> Street, Suite 3B  
Long Island City, N.Y. 11101  
phone: 718-472-5700  
fax: 718-472-5813  
website: www.allcitymetal.com  
e-mail: info@allcitymetal.com

**ALL-CITY METAL**  
SHEET METAL FABRICATORS

**ACCESS DOOR**

MODEL # I5AD 15"X15" AD I-1/2" TRIM